

# The European Problem Regarding the Acceptance, Integration and Prevention of Crime Towards Migrants and Refugees

Professor Ana CAMPINA<sup>1</sup>  
Professor Carlos RODRIGUES<sup>2</sup>

## **Abstract**

*The Migration in a global perspective is contemporary of the Human life, with the most different motivations, in each time and place, within the specific legal frameworks depending on the State law and the International Law. Consequently, in the human global mobility there are different positions and possibilities to these human beings by political, social, economic, and cultural powers. The continuous research is an academic and scientific need, being focus on the global migration and refugees, considering the international legal meaning. There are Regions and States where the Migrants and Refugees are welcome, accepted, and integrated, not only by the legal point of view but the governs behaviors, public policies, social reception, economic and financial support/investment, but in contrast, there are completely opposite positions generating serious problems since the denial to the abandon of millions of human beings. Since the Arab Spring, the reality for millions of Refugees is dramatic by the violation of the Human Rights, the International Law, and States Fundamental Rights. The Opinion Public Opinion is vulnerable to the manipulated information in different States, so it has provoked the discrimination, rejection, and violence against Migrants and Refugees. However, it's basic to understand the serious context as there are international movements, involving International organized crime acting with Migrants and Refugees – human trafficking, smuggling, exploitations, violence, and all kind of violations. The International Security – legal, protection and criminal (re)action, police authorities – between States and International Organizations have developed different reactions. This is a serious and difficult problem needing a permanent effective work of all structures to protect millions of Human beings. The European Union, working together the international community, as well as with the most different movements – public and/or private – need to develop a concerted and strategic work receiving and integrating the Refugees, which measures must cover and protect all in Europe, regardless their origin.*

**Keywords:** migration, refugees, international (re)action, human rights, international security.

**JEL Classification:** K33, K38

## **1. Introduction**

This paper aims present the research in international and European Union

---

<sup>1</sup> Ana Campina - Universidade Fernando Pessoa, Portugal, ana.campina@gmail.com.

<sup>2</sup> Carlos Rodrigues - Universidade Fernando Pessoa, Portugal, carlos.rodrigues.2502@gmail.com.

context of the Migrants and Refugees, starting with the study and data interpretation of the world difference of the income *per capita*, the measures to improve or promote the Quality of life to everyone, based on the protection and guarantee of the Human Rights and the Fundamental Rights in European Union. So, it's important to be aware of the two different and permanent Migration flows in European Union area: The internal Migration flow, meaning, mobility according to the principle of the movement freedom of the persons; and the Migration flows from other states to European Union. Regarding the income differences of the salary conditions in European Union, there are different realities between the European Union State Members which is one of the motivations to migrate to the "Internal Migrants" (from one to another EU State Member). However, there are millions of human beings arriving from the most different States to the EU State Members, being International Migrants. There are different elements, from in the most recent official publications, demonstrating that these have a lower salary comparing to the rest of the migrants, so a lower quality of life and living in poverty situation. In fact, these International Migrants choose the European Union to have a better quality of life, than in their origin States, and the biggest migration flows happen mainly due the war, extremely poverty or no survival conditions. So, within it is created a *melting pot* of cultures. Consequently, due their vulnerability and all constraints, violence and discrimination, there is several conditions promoting the implementation and action of the International Organized Crime. So, the serious numbers of the illegal Migration, as one of the most profitable crimes that are out of control, although all serious problems created to the States and to millions of human beings.

Migration is a phenomenon that is almost contemporary with Humanity, continuous and involving all States and Societies around the world. The International Law include the most different legal documents, institutional procedures, and obligations to States and social life. Nowadays it is considered as a priority to a great number of States as an element of Security internal and within the international community, but the reality is that is so serious, complex and difficult to control that the problems faced by the Migrants are bigger in the most different perspective, since the legal (or not) role they assume in mobility, the vulnerability as being victims of the most different and hard crimes.

## 2. Quality of life, income *per capita* and the political (re)action

According to the "*Worldwide Governance Indicators*"<sup>3</sup> the World Bank presents a block of important elements as the political stability by the government implementation of the need measures to promote economic development, controlling the inflation rate, preventing and avoiding the risk factors – in short and long-term – and promoting the attractive markets. In this context, the positive

---

<sup>3</sup> See <https://www.worlddata.info/quality-of-life.php>.

concerns are stated in the *Gross Domestic Product*, the balanced budget, or a surplus. However, the unemployment rate of each State and the social protection, as the old-age pensions are other crucial element. Finally, by the political economy analysis, the currency reserves are an important element to understand the promotion of the quality of life.

Focusing on the political stability when based on dictatorial/ authoritarian systems and principles are dangerous and a threat to the fundamental rights of the citizens. By the other side, according to the International Law, the governments should approve and implement laws and procedures with the *rule of law* and the regulatory quality. The world needs to promote a democratic system, the respect of the Human Rights, avoiding and combating all violation and crimes against societies, which are constraints to the development of the States and the quality of life. This is a question of International Security.

In this scope, the health must be a priority to all governments aiming to prolong the life expectancy, so since the nutrition, the number of doctors and the specialties need to have a structured system able to reply to the social needs and number of inhabitants, as the easy and free charge of the access to the National Health System.

Concerning the safety, as one of the most relevant elements of any State and basilar to the quality of life, unfortunately there are different states where there are no safety, for society and with the worst consequences, there is a difficult or even impossible generation of the conditions to promote quality or, in worst situations, the survival.

According to the *Agenda 2030 and the Sustainable Goals of United Nations*, as well as the international treaties and International Relations, the position and action of the International Organizations, as the relevant bilateral States relationship, all reflect the real needs and the most dangerous for the Humanity survival, as the Climate Change. Governments have the responsibility to implement laws, procedures and (re)actions to avoid all damages and threats to the Humanity survival. So, the Climate must be in the equation of all needs/ position/action, in order to provide quality of life.

Concerning the cost of living is basic regarding the annual income average within the quality-of-life promotion in each State. Since the taxes paid and the income tax rates in each State must be political and governmentally strictly managed to have enough support internal and in the international rules and legal context. It has to be considered the State expenses and the support to answer to the needs of the society, within the World Bank's rules – lower expenses, higher investment.

Regarding the respect of the Human Rights, the quality-of-life promotion in each State must respect the difference and equity regarding the international law and implemented in each legal system. Considering the *Migration* – regular, irregular, refugees, seeking of Asylum – the quality of life must aim to achieve

the equity and integration respecting the legal concerns and the promoting a serious prevention and combat seriously the most difficult problems that these International Migrants face around the world.

Regarding the world data, in following table it's possible to identify the 25 States where there is higher level of *quality of life* evaluated in 36 factors divided into 7 main areas, including the resident's income and pay taxes:

Rank	Country	Stability (15%)	Rights (20%)	Health (15%)	Safety (10%)	Climate (15%)	Costs (15%)	Popularity (10%)	Total (100%)
1	Australia	86	92	87	100	90	23	41	75
2	Macao	89	71	100	90	48	75	44	74
3	Hong Kong	76	85	100	95	49	60	41	73
4	San Marino	81	82	91	80	62	60	48	73
5	Switzerland	91	99	93	99	34	42	46	73
6	Malta	86	72	91	89	75	39	44	71
7	Singapore	83	89	79	100	45	57	39	71
8	Luxembourg	93	99	85	100	25	46	42	71
9	Japan	87	86	92	95	58	26	36	70
10	Bermuda	89	78	96	76	68	34	35	70
11	Spain	63	73	87	92	74	41	60	70
12	Canada	85	92	78	97	33	36	62	69
13	Portugal	79	77	82	91	68	43	37	69
14	Austria	83	91	97	98	27	35	47	69
15	New Zealand	90	100	81	99	35	27	39	69
16	Cyprus	70	68	77	90	75	53	50	69
17	Germany	81	94	96	94	21	43	42	69
18	South Korea	81	75	92	92	56	42	39	69
19	Norway	88	99	90	99	16	39	37	69
20	Sweden	87	99	85	96	20	39	39	68
21	France	72	83	91	91	41	28	71	68
22	Finland	85	100	87	93	17	44	32	68
23	Denmark	86	100	85	95	17	35	45	67
24	United States	63	81	71	86	66	38	67	67
25	Netherlands	84	98	83	96	20	38	36	67

Table 1 – Quality of Life in the World.

Source: Worlddata.info (<https://www.worlddata.info/quality-of-life.php>)

Hereby the results of the public policies, governmental action to promote the best conditions within the circumstances, being certain that all these States have a large way to develop measures and procedures to answer to the social needs, to prevent social and economic problems and to promote the need development in their own country with the inner consequences in the international community.

However, analyzing the quality of life take us to study the cost of living as one of the most important elements to the political powers legal and action, as well as to understand the real social conditions life and the problems that society face to live or survive.

Following we have the list of the average cost to an index elaborated consider the monthly income calculated from the gross national income *per capita*, being important to have in mind that, if the monthly income is higher, people can

afford, if it is lower the cost of living would be translated to poverty and hard conditions to population live or even survive.


























Rank	Country	cost index	Ø Monthly income	Purchasing power index
1	 Bermuda	157.6	9,353 USD	111.1
2	 Switzerland	144.7	6,885 USD	89.0
3	 Cayman Islands	138.0	5,333 USD	72.3
4	 Israel	132.5	3,551 USD	50.1
5	 Iceland	126.9	5,201 USD	76.7
6	 New Caledonia	125.8	1,101 USD	16.4
7	 Turks and Caicos Islands	124.6	2,521 USD	37.9
8	 Norway	123.8	6,524 USD	98.6
9	 Barbados	121.5	1,196 USD	18.4
10	 Denmark	121.1	5,251 USD	81.1
11	 Ireland	120.6	5,479 USD	85.0
12	 Australia	117.8	4,473 USD	71.1
13	 New Zealand	114.3	3,463 USD	56.7
14	 Luxembourg	114.0	6,759 USD	111.0
15	 Sweden	109.8	4,504 USD	76.7
16	 Finland	109.3	4,150 USD	71.1
17	 United Kingdom	107.5	3,319 USD	57.8
18	 Canada	105.5	3,628 USD	64.3
19	 Japan	103.7	3,363 USD	60.7
20	 United States	100.0	5,345 USD	100.0
21	 Netherlands	99.8	4,256 USD	79.8
22	 Belgium	98.2	3,817 USD	72.7
23	 France	97.5	3,292 USD	63.2
24	 Austria	96.7	4,030 USD	78.0
25	 Germany	92.1	3,960 USD	80.4

Table 2 – Cost of Living and purchasing power related to average income  
(Source: *worlddata.info* - <https://www.worlddata.info/cost-of-living.php>)

This cost of living index, based in OECD, World Bank, IMF and Eurostat data, allows to understand where the quality of life related to the cost of living is a priority for the governments and legal, economic and political position is to promote its development, but to other States this is the biggest problem that is not being faced as it would be and the reality is a “sick economy” and a social decay.

### 3. Migrants and refugees in European Union: analyze of the circumstances

There is an unambiguous problem that European Union is facing regarding the flows, the acceptance and integration of Migrants and Refugees, and the challenge to prevent the crime towards the millions who are arriving, living or in mobility in their different State Members. According to the *Atlas of Migration 2021* “at the end of 2020, there were an estimated 281 million people around the world who had migrated from one country to live in another. Many millions more moved within their countries of origin, migrating from villages and towns to rapidly growing cities. Migration has continued to be a policy priority for Europe.

The EU has had to respond to several crises, whether in the case of people fleeing Afghanistan, crossing the Mediterranean Sea, or camping out in the cold at the EU’s external borders. At the same time, it has also sought to create more pathways for legal migration because, in the words of Commissioner for Home Affairs Ylva Johansson, ‘Europe needs talent ... So, Europe can have the skills we need to face the future. And to help us manage migration to Europe, in an orderly way.’<sup>4</sup>

## EUROPEAN UNION

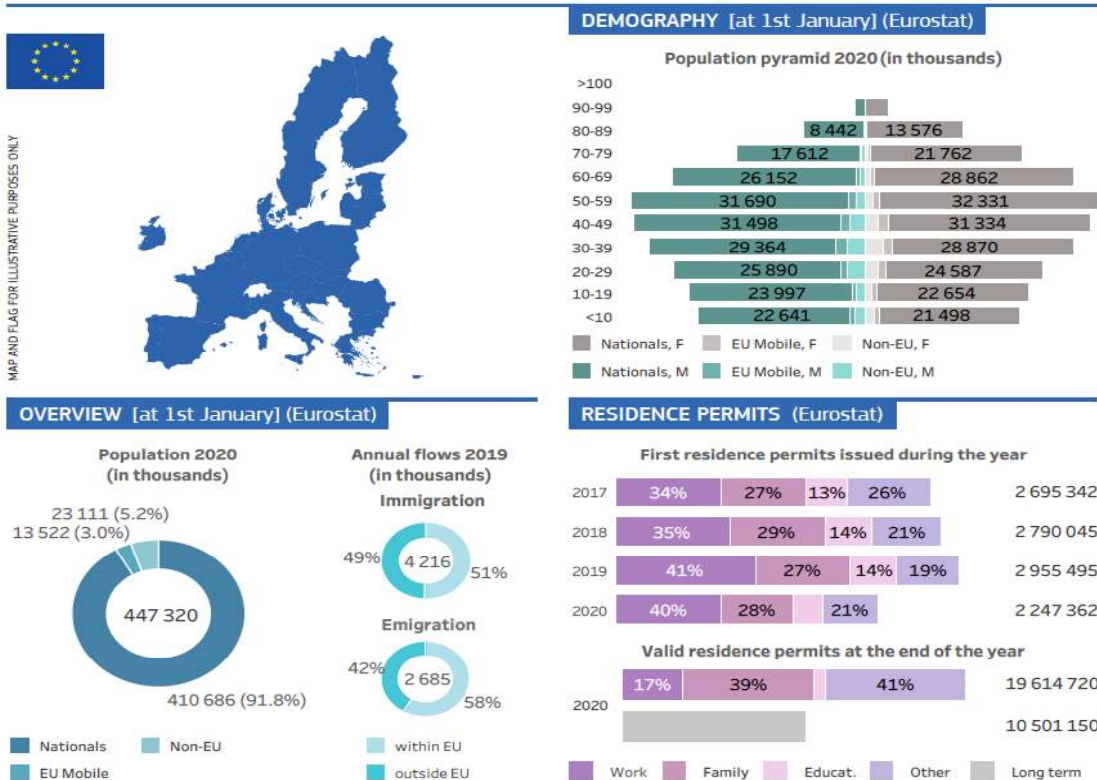


Table 3 – European Union Overview of population, demography and Residence Permits in 2020.

Source: Tarchi, D., et al. (2021) Atlas of Migration.

The Eurostat data of European Union demography shows that the population in 2020 was more than 447 thousand, where the immigration – European citizens mobility/migration within different European state member was 51% of the annual flows and the Migrants arriving from most different foreigner States 58%. Regarding the demography, as it is stated, there is serious ageing.

Obviously, the next update of these data will be higher so, the problem is harder and more serious to millions of human beings. If the *Application for Asylum* in European Union has decrease in 2020, due the most different happenings

<sup>4</sup> Tarchi D., Sermi F., Kalantaryan S., McMahon S., Kaslama P., Alvarez Alvarez M., Belmonte M., *Atlas of Migration 2021*, Publications Office of the European Union, Luxembourg, 2021, doi:10.2760/979899, JRC127608.

around the world have increase the flows as the Irregular Migration in last two years, mainly in 2022. Meaning there is another problem that have been growing and mainly without the need control e prevention: the International Organized Crime against the Migrants. This is not a European Union phenomenon but worldwide and the context is being favorable due the vulnerabilities of the millions in transit and the fragile circumstances they left their own States and their real needs. This has been taken in account by the European Union and their State Members but the control, prevention and combat with the effectiveness need is far away from the real problems and the development of the means and execution of the most different and complex crime committed.

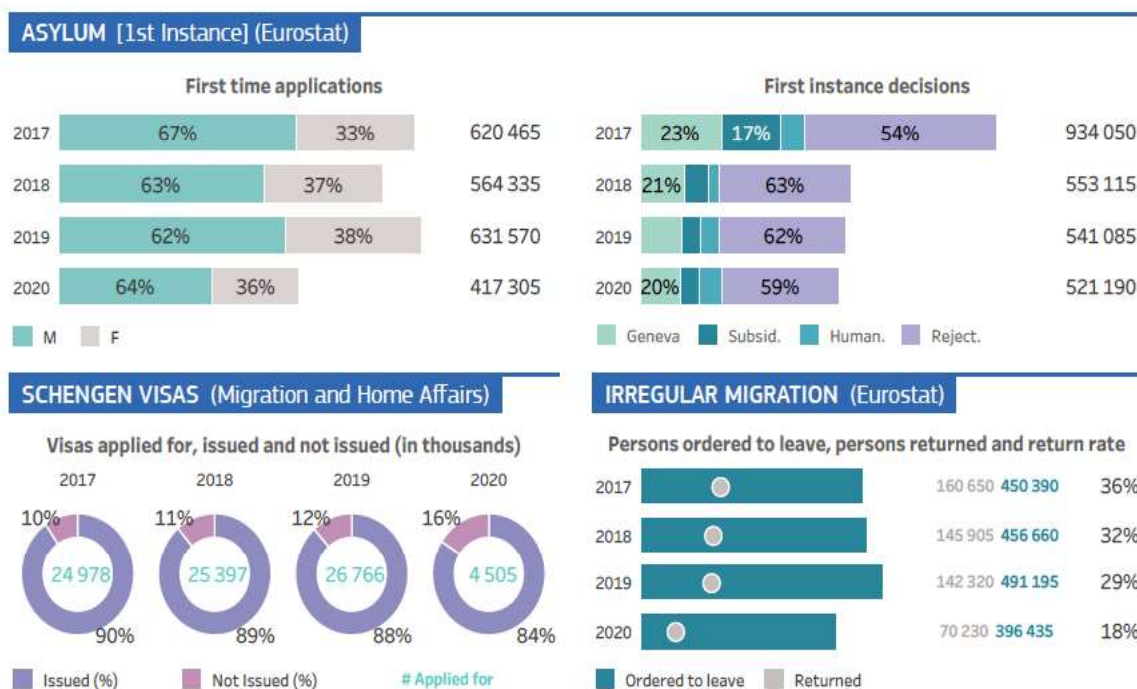


Table 4 – Asylum, Schengen Visas and Irregular Migration in European Union  
 Source: Tarchi, D., et al. (2021) Atlas of Migration.

The following two tables present the data related to the Naturalization, the Social Inclusion, Education, and the Labour Market in European Union. This is basilar to this research as the Social Inclusion, the Integration and the Education promotion and implementation is the illustration of the problem affecting the society where the citizenship faces different challenges, where the European Union has focused their attention, laws, and recommendations, but the most affected are the Migrants and the Refugees don't have the protection and integration according to the International and European Law as well as each State member law. Consequently, more than governments position and behavior to solve this problem, it's being worst the challenge due the many constraints within the International Relations, the Economy, conflicts, and wars around obliging millions to Migrate or arriving in European Borders in Refugee situation.

If there has been a variation of the Naturalization in European Union,

since 2016 till 2019, in fact the numbers are higher representing a regulation of more than 700 thousand. However, the social inclusion, the most important element we consider is the risk of poverty or social exclusion. This is the serious problem threatening the societies, mainly the non-European Union Citizens, so the Migrants and Refugees.

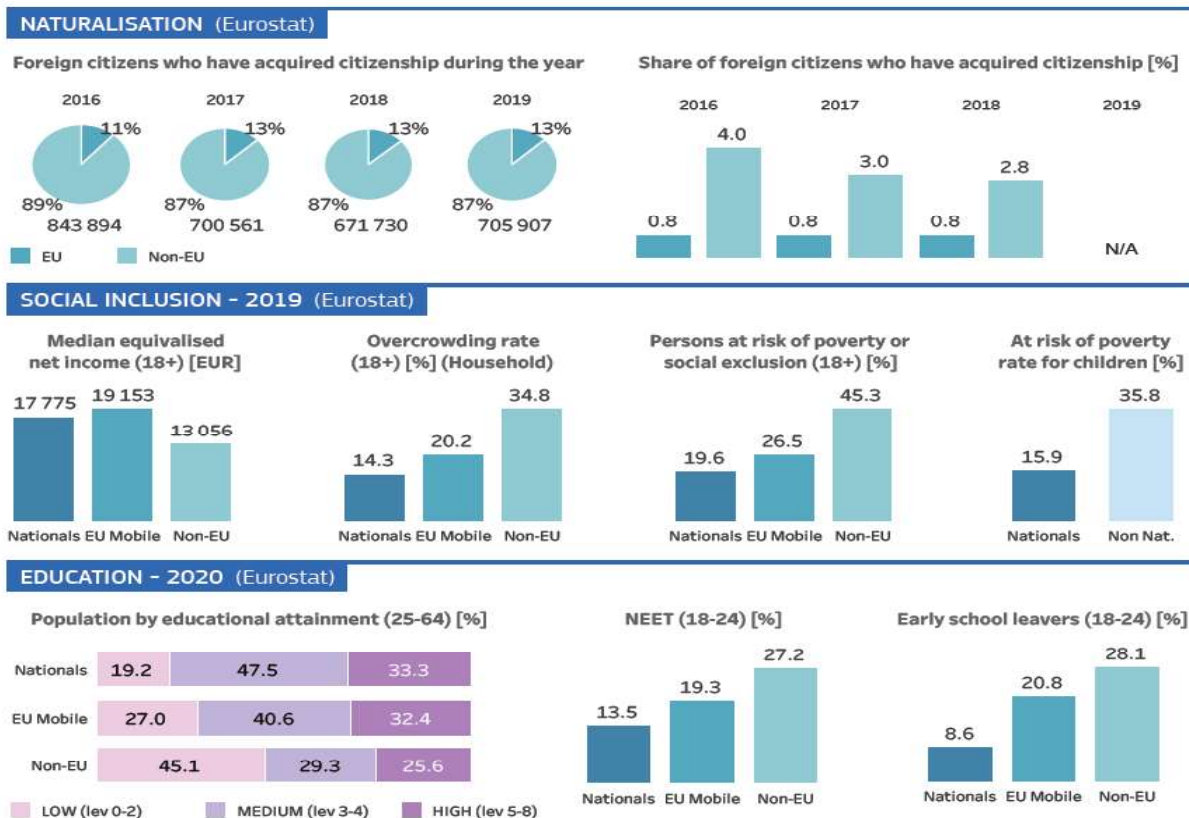


Table 5 – Naturalization, Social Inclusion and Education in European Union  
 Source: Tarchi, D., et al. (2021) Atlas of Migration

As the Europol data, the higher rate of unemployment in European Union related to the level of educational (15-64 age average) is representative the need of action aiming the real protection of the millions human beings suffering. This is the bases of the incrementing of the poverty, the situation of the loose conditions to have the minimum of the quality of life, and vulnerable to the illegal contexts.

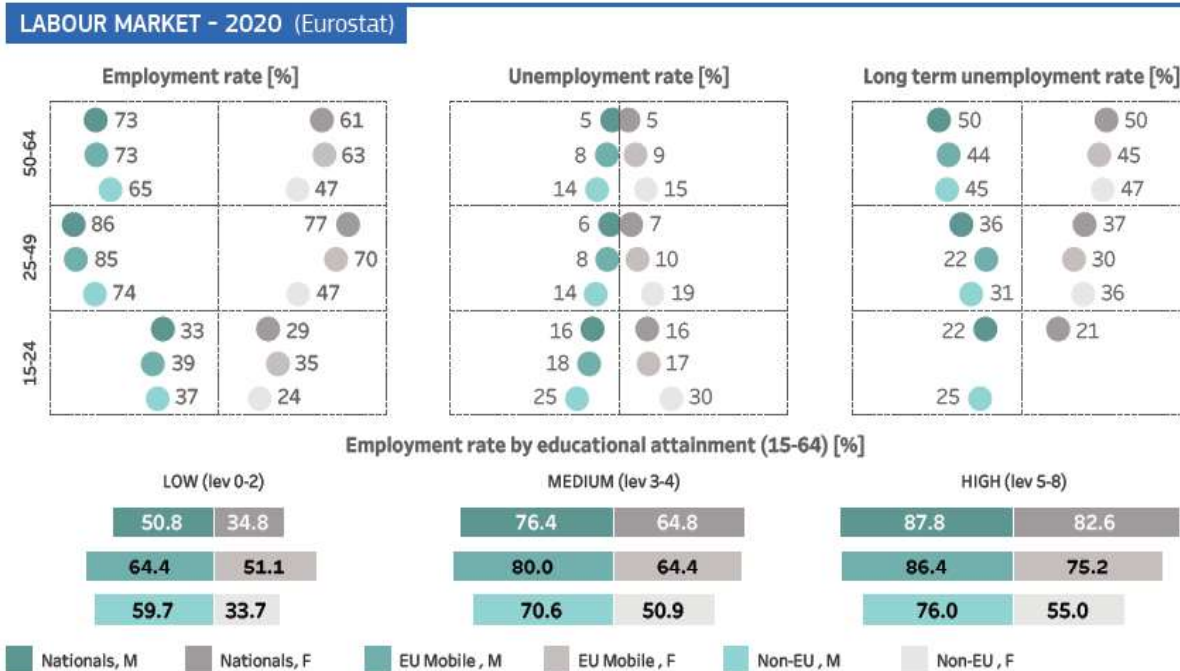


Table 6 – Labour Market in European Union  
 Source: Tarchi, D., et al. (2021) Atlas of Migration

**4. International migration overview and the international crime: (re)action and legal protection**

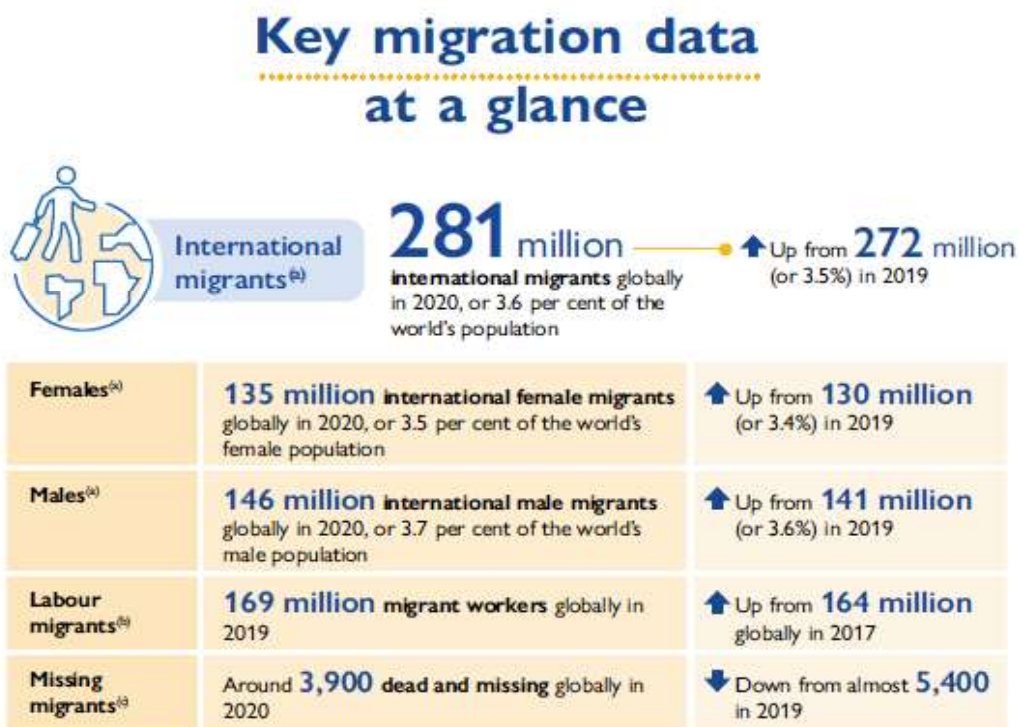


Table 7 – Key Migration data at a glance.  
 Source: McAuliffe, M. and A. Triandafyllidou (eds.), 2021. World Migration Report 2022. IOM

As stated, “*increased competition between States is resulting in heightened geopolitical tension and risking the erosion of multilateral cooperation. Economic, political and military power has radically shifted in the last two decades, with power now more evenly distributed in the international system.*”<sup>5</sup>

The official global numbers of International Migrants – 281 million in 2020 – representing an increase of the flows. The “UNHCR estimates that in 2020, 28 countries reported at least one naturalized refugee (compared with 25 countries in 2019), with a total of almost 34,000 naturalized refugees for the year – a notable decrease from the nearly 55,000 newly naturalized refugees in 2019, but still an increase when compared with the 23,000 reported in 2016. In 2020, 85 per cent of naturalizations occurred in Europe, the majority of which (approximately 25,700 refugees) were in the Netherlands. Second and third placed were Canada (approximately 5,000) and France (approximately 2,500). In 2020, approximately 34,400 refugees were admitted for resettlement globally, representing a huge decrease from 2019, when over 107,700 were resettled. The key resettlement countries were the United States and Canada, with around 9,600 and 9,200 refugees respectively, and an extremely sharp decrease from the previous year of 27,500 (United States) and 30,100 (Canada). The European Union resettled a total of 11,600 refugees. Syrians were the key beneficiaries, accounting for one third of resettled refugees, followed by Congolese (12%).”<sup>6</sup>

The danger is a reality, there is an emergent action by the legal rules (international and national laws), the Governments must assume their responsibility in connection with the International Institutions. The movement of the Migrant glows are more and more controlled by the Artificial Intelligence. So, the migration cycle is understandable as following:

---

<sup>5</sup> McAuliffe, M. and A. Triandafyllidou (eds.), 2021. *World Migration Report 2022*. International Organization for Migration (IOM), Geneva.

<sup>6</sup> Ibid.

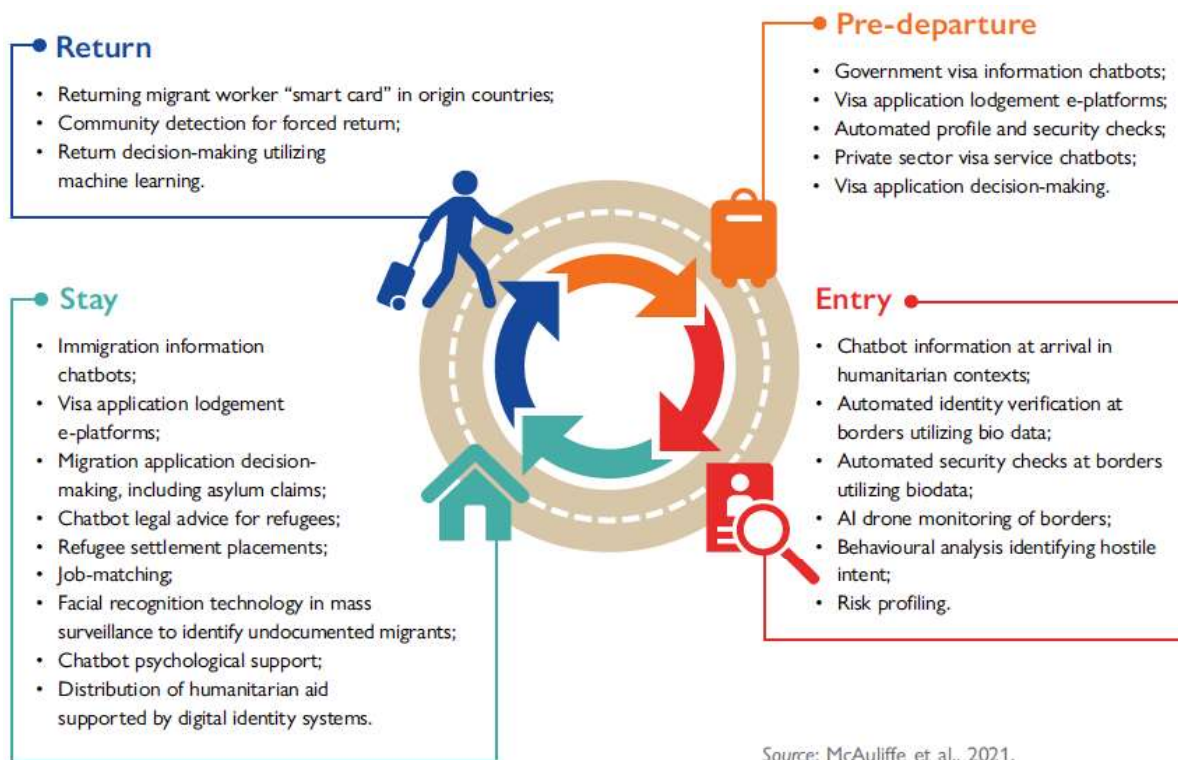
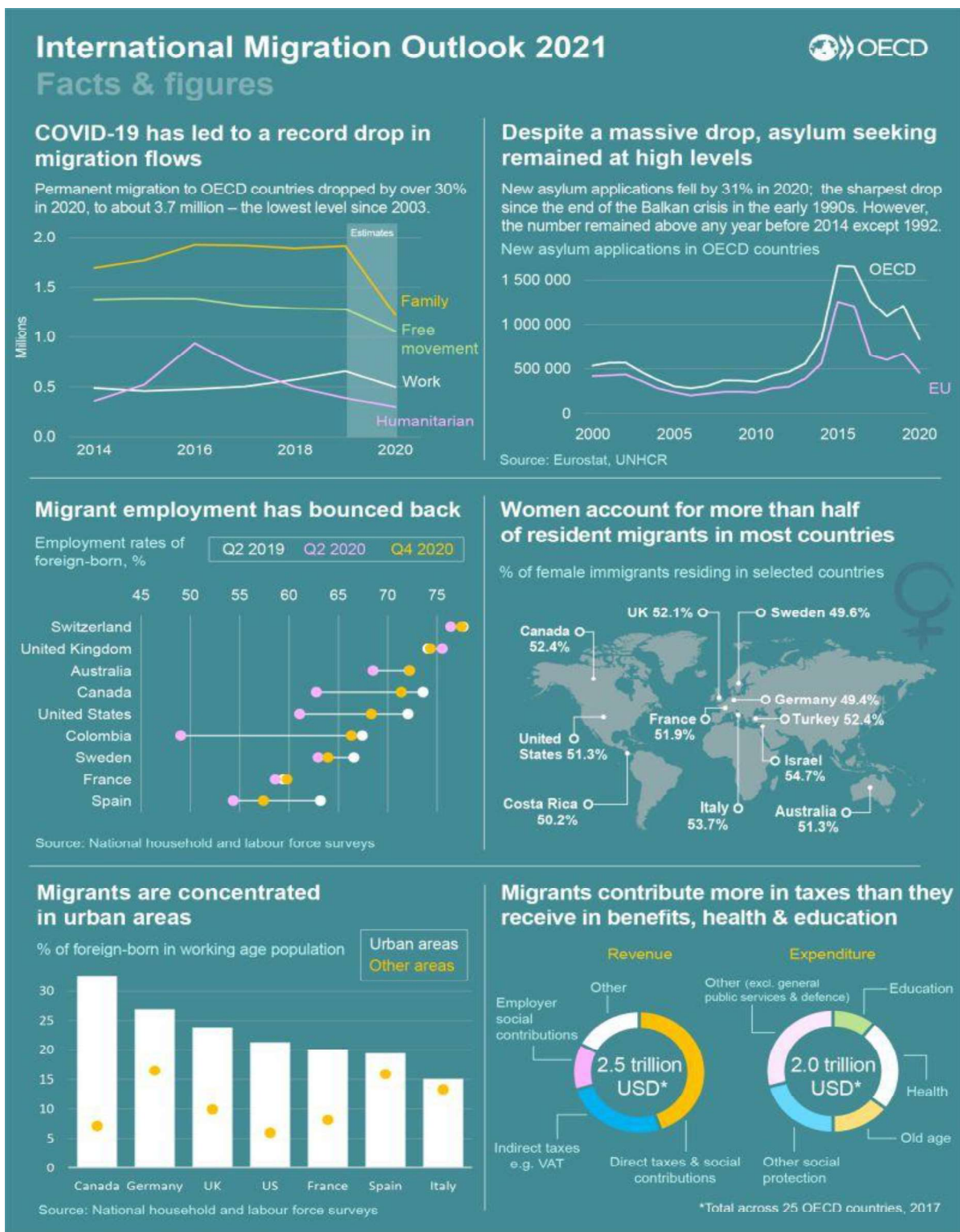


Table 8 – Artificial Intelligence and Migration

However, “*Trafficking of migrants has made horrific headlines in recent years, with migrants sold at slave markets, tortured for ransom and exploited across a range of industries. Organized crime groups traffic migrants in virtually every country today.*” The global scope of this crime reflects broader challenges. Victims are often from disadvantaged socioeconomic backgrounds and/or lower-income countries and are usually trafficked to richer countries where traffickers obtain the highest financial returns on their exploitation. Human trafficking is therefore explicitly recognized as a development challenge in the 2030 Agenda for Sustainable Development, which refers to the eradication of forced labour, modern slavery and human trafficking in its Target 8.7.2 Sustainable development and counter-trafficking are interrelated; *eradicating trafficking requires poverty eradication (goal 1), gender equality (goal 5), increased opportunities for decent work (goal 8) and access to justice (goal 16)*. The interlinkages between human trafficking and development are complex, as trafficking finds its roots to a certain extent in inequality and constitutes, by the same token, an obstacle to the development and well-being of societies in terms of the denial of people’s human dignity.”<sup>7</sup>

The “Human trafficking challenges migration governance at global, regional and national levels, as trafficking risks for migrants are greater when migration is unsafe, disorderly and/or irregular. *Irregular migration can be unsafe,*

<sup>7</sup> Ibid.



with lower access to protection and support networks and greater risks of trafficking. To “prevent, combat and eradicate trafficking in persons in the context of international migration” is thus central to the Global Compact for Safe, Orderly and Regular Migration as set out in Objective 10, in addition to other *Global Compact* objectives that are relevant to counter-trafficking. Target 10.7 of the Sustainable Development Goals, which seeks to achieve safe, orderly, regular,

and responsible migration, also recognizes that realizing the benefits and full potential of migration while addressing human trafficking risks requires well-managed and well-governed approaches to migration and human mobility.”<sup>8</sup> The scenery in 2021 was as follows:

Table 9 – International Migration Outlook (2021) - OCDE<sup>9</sup>

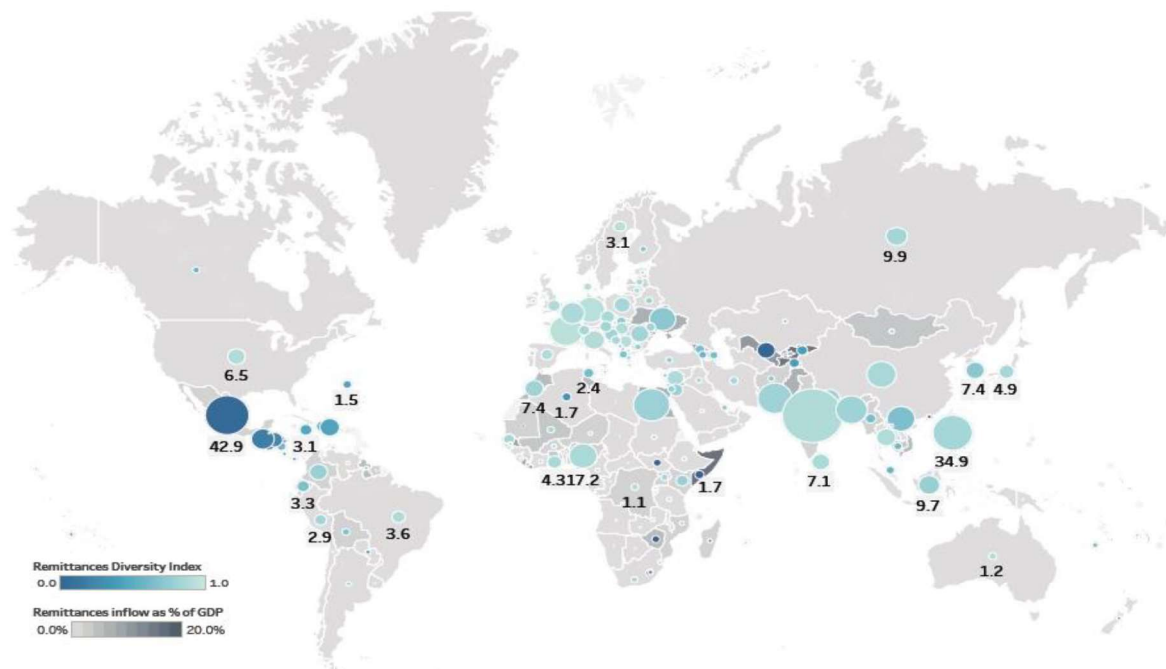


Table 10 - Migrant Remittances as a percentage of GDP increase (background colors) and in billions of US Dollars (circles), by state in 2020. The diversity of colors shows the diversity of remittances from the index 2018<sup>10</sup>

As we can see from the above statistical data, in most regions of the world, International Migrant Remittances have been recovering pre-pandemic values, albeit gradually. There has been an increase between 5% and 10% in Asia and the Pacific (excluding China), which is very representative of the important contribution to the economic development of this region. Thus, this positioning of Remittances within the Macroeconomy is evidence of the active participation of International Migrants for their work and consequent cooperation to overcome the most serious problems that have affected the global society since 2020 in the World Economy. We can say that Remittances are an important global economic

<sup>8</sup> Ibid.

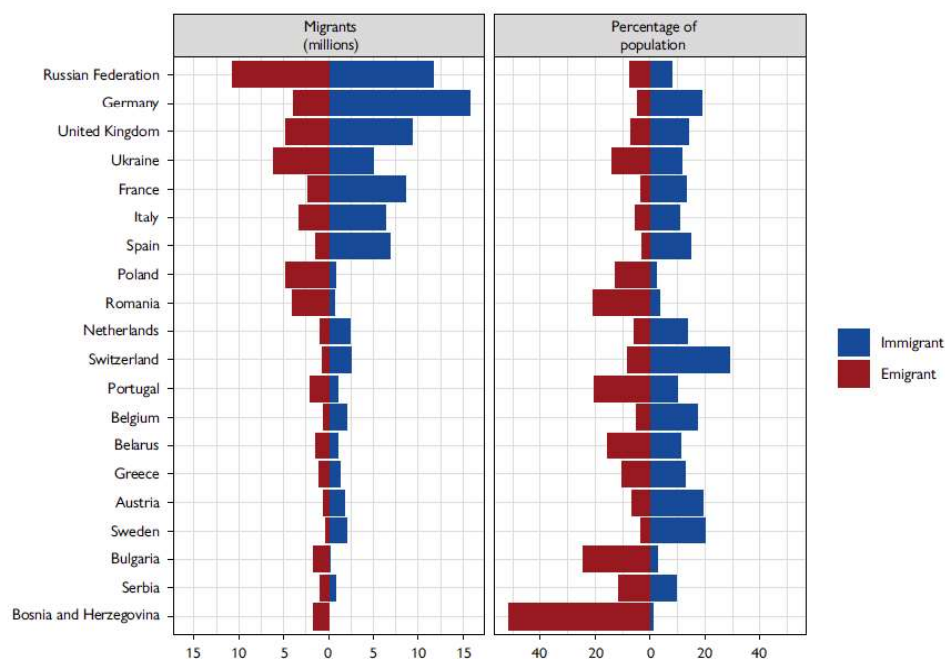
<sup>9</sup> OECD (2021), *International Migration Outlook 2021*, OECD Publishing, Paris, <https://doi.org/10.1787/29f23e9d-en>.

<sup>10</sup> Tarchi D., Sermi F., Kalantaryan S., McMahon S., Kaslama P., Alvarez Alvarez M., Belmonte M. (2021). *Atlas Of Migration 2021*. Publications Office of the European Union, Luxembourg, 2021. p. 507. His map shows where there was less diversity in the receipt of remittances, such as in Central America, South Sudan or Uzbekistan. It also reveals that there was greater diversity of remittances received in India, Nigeria and Ghana.

lever in the strategy of World Economic Relations, among all its actors, especially those who have international political, economic-financial, and legal responsibilities and powers.

Moreover, especially during the biennium 2020-2021, the key issues of multiple support actions by States and the International Community focused on supporting International Migrants and their families, supported by governmental economic-financial policy strategies and programs, but fiscal stimulus. In some states, these actions were accompanied by exceptional employment support measures aimed at overcoming unemployment rates and the risk of poverty that had increased exponentially. Such measures - conjunctural political-legal - were initially implemented in the United States of America, with results considered positive, and were replicated in different European States, especially within the European Union, based on the mission to overcome the emerging and urgent need for economic recovery.

As we can see in the next table, several Eastern European States, such as the Russian Federation, Ukraine, Poland or Romania, have the highest rates of emigrants within the region, with Russia being the State with the highest rate, with about 11 million, followed by Ukraine, with 6 million emigrants. These migratory flows are marked mostly by motivations arising from experiences of war conflicts, that is, mostly in exceptional conditions of flight and in search of survival, but also and largely by the search for better living conditions, which we



Source: UN DESA, 2021.  
 Note 1: The population size used to calculate the percentage of immigrants and emigrants is based on the UN DESA total resident population of the country, which includes foreign-born populations.  
 Note 2: "Immigrant" refers to foreign-born migrants residing in the country. "Emigrant" refers to people born in the country who were residing outside their country of birth in 2021.

Table 11 - Top 20 de European Migrant States (Immigrants and Emigrants) - 2020<sup>11</sup>

<sup>11</sup> McAuliffe, M. and A. Triandafyllidou (eds.). (2021). *World Migration Report 2022*. International Organization for Migration (IOM), Geneva. p. 89.

define as regular motivation to migrate. About the motivation and legally valid reasons for International Migrants to have a residence permit in the European Union, at the end of 2020 the data reveal that: 39% Family; 17% Work; 9% Asylum; 3% Education and 32% for other various reasons.

## 5. Conclusions

There are much more information, details, and data we research, but regarding the *scenery* we present in this paper, the conclusions are simple but really alarming to those human being who decide or are obliged to move to another State – Migrants or Refugees. Although all evolution regarding the legal protection – in most different states and in the international law, the international organized crime acting against migrants is growing with serious problems to all elements involved. Meaning that International and National Security must be a priority of the governments, international institutions and the effectiveness of the criminal investigation and police authorities.

There is a serious emergency of the equity implementation, specially between natives and migrants and/or refugees. It's crucial to denounce all violation, discrimination, racism or violence to be possible to the police authorities act and consequently the judicial systems function.

In a globalization context we live, the mobilities have to be protected always within the legal systems.

## Bibliography

1. Council Directive 2002/90/EC of 28 November 2002 defining the facilitation of unauthorised entry, transit and residence, Official Journal of the European Communities - <https://eur-lex.europa.eu/legal-content/EN/TXT/PDF/?uri=CELEX:32002L0090&from=PT>.
2. Lei n.º 23/2007, de 04 de Julho - Entrada, Permanência, Saída e Afastamento de Estrangeiros do Território Nacional.
3. McAuliffe, M. and A. Triandafyllidou (eds.), 2021. *World Migration Report 2022*. International Organization for Migration (IOM), Geneva.
4. OECD (2021). *International Migration Outlook 2021*, OECD Publishing, Paris, <https://doi.org/10.1787/29f23e9d-en>.
5. Tarchi D., Sermi F., Kalantaryan S., McMahon S., Kaslama P., Alvarez Alvarez M., Belmonte M., *Atlas of Migration 2021*, Publications Office of the European Union, Luxembourg, 2021, doi:10.2760/979899, JRC127608.
6. Worldwide Governance Indicators. (2022), <https://www.worlddata.info/quality-of-life.php>.